

**Aransas County Treasurer's Report  
Month of JANUARY 2012**

The Treasurer's Books and General Ledger agree. The Bank Statements have been reconciled and any adjustments have been noted.

The Treasurer's Monthly Report includes all money received and disbursed during said month and all other proceedings in the treasurer's office that pertain to the Financial Standing of Aransas County. {LGC 114.026}

The total of all cash and other assets (investments) that are in the custody of the County Treasurer at the time of this report is:


13,215,177.09	Operations
1,049,350.74	CO's 2003 I&S
317,855.61	CO's 2007 I&S
373,479.57	CO's 2009 I&S
548,931.43	2009 Capital Projects
310,784.95	Venue Tax Fund
51,619.73	CO's 2011 Venue I&S
2,297,449.51	2011 Venue Capital Projects
272,511.59	CO's 2011 Flood I&S
5,501,104.03	2011 Flood Capital Projects
<b>\$23,938,264.25</b>	


Therefore, I, ALMA CARTWRIGHT, County Treasurer of Aransas County, Texas, who being fully sworn and subscribed before the County Judge and the County Commissioners of said Aransas County, that the within and foregoing report is true and correct to the best of my knowledge. Filed with accompanying reports, in open **Regular Session Commissioners' Court**, on this date, **February 13, 2012**.


  
Alma Cartwright, County Treasurer


Commissioners' Court having reviewed the Treasurer's Report as presented, having taken reasonable steps to ensure its accuracy and based upon presentations of the Treasurer's Office approve the report, and request that it be filed with the official minutes of this meeting. {LGC 114.026(c)}

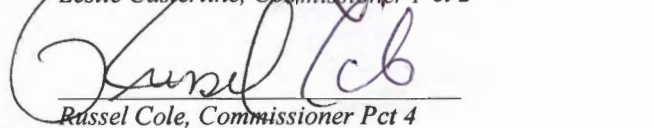
WITNESS OUR HANDS, officially this 13<sup>th</sup> day of **February, 2012**.

  
Jack Chaney, Commissioner Pct 1

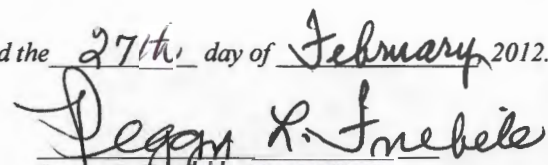
  
Charles Smith, Commissioner Pct 3

  
C.F. "Burt" Mills, Jr., County Judge

  
Leslie Casterline, Commissioner Pct 2

  
Russel Cole, Commissioner Pct 4

FILED FOR RECORD this 13<sup>th</sup> day of February, 2012 and recorded the 27<sup>th</sup> day of February, 2012.

  
Peggy L. Fiebel, County Clerk

RECEIPTS - DISBURSEMENTS - BALANCES  
FOR THE MONTH OF JANUARY 2012

FUND NAME & NUMBER	1/1/2012 BEG BAL	RECEIPTS	JE REC	TOTAL AVAILABLE	DISBURSMTS	JE DISB/MISC	ENDING BALANCE	SECURITIES	1/31/2012 BALANCE
#120 GENERAL	4,427,360.30	2,658,538.08	1,876,967.27	8,962,865.65	799,316.38	500,843.98	7,662,705.29	6,151,025.77	1,511,679.52
#140 UNCLAIMED PROPERTY	463.15	-	-	463.15	25.88	-	437.27	-	437.27
#150 PAYROLL	85,744.44	7,932.12	553,964.04	647,640.60	583,610.00	-	64,030.60	-	64,030.60
#200 ROAD & BRIDGE	1,583,658.29	382,291.99	302,478.27	2,268,428.55	41,457.00	48,628.00	2,178,343.55	1,795,772.10	382,571.45
#220 FLOOD CONTROL	1,031,550.01	94,625.98	69,417.41	1,195,593.40	6,777.44	7,826.76	1,180,989.20	1,133,922.18	47,067.02
#280 HOTEL -MOTEL TAX	399,406.48	13,609.22	-	413,015.70	20,000.00	-	393,015.70	376,216.34	16,799.36
#350 CO CLERK ARCHIVE FEE	207,024.77	13.65	-	207,038.42	-	-	207,038.42	202,466.42	4,572.00
#370 CHILD ABUSE PREVENTION	626.17	5.00	-	631.17	-	-	631.17	-	631.17
#380 CO ATTY HOT CHECK FUND	7,484.49	1,540.45	-	9,024.94	2,529.89	-	6,495.05	-	6,495.05
#390 DIST CLERK REC MGMT	20,291.39	152.30	-	20,443.69	-	-	20,443.69	16,800.00	3,643.69
#400 MOSQUITO CONTROL	161,352.75	9,484.20	7,185.14	178,022.09	261.27	754.04	177,006.78	153,678.78	23,328.00
#410 LIBRARY	77,454.32	992.59	-	78,446.91	6,110.43	8,433.86	63,902.62	49,468.12	14,434.50
#420 CREDIT CARD FUND	1,914.90	25,743.00	-	27,657.90	27,582.90	-	75.00	-	75.00
#430 CAP PROJECTS (GRANTS)	122,306.82	159,395.07	1,200.00	282,901.89	346,876.04	16,425.80	(80,399.95)	-	(80,399.95)
#440 SPECIAL CONTINGENCY	88,270.27	134.21	-	88,404.48	-	-	88,404.48	85,234.89	3,169.59
#450 CO. CLERK REC.MGMT	119,954.08	-	-	119,954.08	1,226.51	2,140.81	116,586.76	113,739.80	2,846.96
#460 OMNI	3,144.01	335.71	-	3,479.72	1,001.36	-	2,478.36	-	2,478.36
#470 LAW LIBRARY	47,860.59	481.28	-	48,341.87	2,182.31	-	46,159.56	42,698.49	3,461.07
#480 COUR HOUSE SECURITY	6,948.87	1,236.74	-	8,185.61	638.57	1,307.84	6,239.20	4,463.71	1,775.49
#490 CO.WIDE REC.MGMT	164,740.82	246.91	-	164,987.73	-	-	164,987.73	158,179.76	6,807.97
#500 AIRPORT	499,314.74	102,322.35	-	601,637.09	82,820.38	11,966.22	506,850.49	446,420.21	60,430.28
#520 INDIGENT HEALTH CARE	(14,944.92)	10,418.28	41,267.00	36,740.36	32,454.42	-	4,285.94	5.00	4,280.94
#530 ASSISTANCE DEPT.	40,301.48	1,105.00	-	41,406.48	5,772.80	9,778.97	25,854.71	15,000.00	10,854.71
#540 ARRA GRANT	-	-	-	-	-	-	-	-	-
#550 HEALTH CARE SALES TAX	26,606.96	89,908.64	-	116,515.60	58,294.49	41,267.00	16,954.11	362.48	16,591.63
#560 PRETRIAL INTERVENTION PRO	22,100.74	1,001.04	-	23,101.78	1,457.86	-	21,643.92	20,001.78	1,642.14
#570 TITLE IV-D CHILD SUPPORT	10,511.10	-	-	10,511.10	-	-	10,511.10	9,978.48	532.62
#580 OUT OF CO. JUVENILE DETEN	348.52	-	-	348.52	-	-	348.52	348.52	-
#600 ROAD BOND I&S	97.61	-	-	97.61	-	-	97.61	-	97.61
#610 COURT REPORTER	62,576.20	311.69	-	62,887.89	-	-	62,887.89	60,000.00	2,887.89
#650 CHAP 19 VOTER REG	91.75	-	-	91.75	-	-	91.75	-	91.75
#660 OFFICERS FEES	113,488.64	30,604.84	-	144,093.48	86,892.14	26,596.50	30,604.84	-	30,604.84
#670 JUVENILE CASE MGMT	21,535.04	4,168.24	-	25,703.28	630.50	2,158.25	22,914.53	14,600.00	8,314.53
#680 DEA FORFEITURE FUND	67,924.92	4.15	-	67,929.07	-	-	67,929.07	67,007.11	921.96
#700 FIRE DEPT CAPITAL PROJ	-	-	29,957.25	29,957.25	29,957.25	-	-	-	-
#720 COMMISSARY PROFIT	-	-	-	-	-	-	-	-	-
#730 RIGHT OF WAY PURCHASE	-	-	-	-	-	-	-	-	-
#740 APPELLATE JUDIAL SYS	9,929.88	95.88	-	10,025.76	9,929.88	-	95.88	-	95.88
#800 SPECIAL FORFEITURE	6,454.23	1,449.00	-	7,903.23	-	-	7,903.23	-	7,903.23
#810 CO & DIST COURT TECH FUND	1,409.90	12.81	-	1,422.71	-	-	1,422.71	-	1,422.71
#820 TECH FUND	94,656.79	1,085.94	-	95,742.73	1,161.50	86.52	94,494.71	89,247.91	5,246.80
#830 DIST COURT RECORDS TECH	1,890.50	94.88	-	1,985.38	-	-	1,985.38	-	1,985.38
#840 COURT RECORD PRESERV	10,909.19	270.86	-	11,180.05	-	-	11,180.05	10,000.60	1,179.45
#850 CIVIL PRCESS	6,048.45	100.00	-	6,148.45	-	-	6,148.45	5,500.00	648.45
#890 ADVANCE TAX COLLECTIONS	2,204,084.21	137.62	-	2,204,221.83	-	2,204,221.83	-	-	-
#910 ESCHEAT (STATE)	-	-	-	-	-	-	-	-	-
#960 TECLOSE TRAINING	21,401.72	-	-	21,401.72	-	-	21,401.72	20,437.57	964.15
TOTAL OPERATIONS	11,764,294.57	3,599,849.72	2,882,436.38	18,246,580.67	2,148,967.20	2,882,436.38	13,215,177.09	11,042,576.02	2,172,601.07
#230 2011 CO's FLOOD I&S	138,573.42	133,938.17	-	272,511.59	-	-	272,511.59	260,000.00	12,511.59
#240 F.OOD CAPITAL PROJECTS	5,500,168.83	986.86	-	5,501,155.69	51.66	-	5,501,104.03	5,180,365.20	320,738.83
#290 VENUE TAX FUND	301,326.48	9,487.18	-	310,813.66	28.71	-	310,784.95	239,522.42	71,262.53
#300 CO's 2011 VENUE I&S	51,618.18	1.55	-	51,619.73	-	-	51,619.73	29,869.73	21,750.00
#310 2011 VENUE CAPITAL PROJ	2,356,395.93	392.62	-	2,356,788.55	59,339.04	-	2,297,449.51	2,277,161.98	20,287.53
#620 CO's 2003 I&S	782,628.20	2,66,722.54	-	1,049,350.74	-	-	1,049,350.74	969,912.47	79,438.27
#630 CO's 2007 I&S	233,473.98	84,381.63	-	317,855.61	-	-	317,855.61	254,294.08	63,561.53
#640 CO's 2009 I&S	247,118.27	1,26,361.30	-	373,479.57	-	-	373,479.57	287,199.57	86,280.00
#760 2009 CAPITAL PROJECTS	735,015.33	17.90	-	735,033.23	186,101.80	-	548,931.43	528,663.33	20,268.10
TOTALS	22,110,613.19	4,222,139.47	2,882,436.38	29,215,189.04	2,394,488.41	2,882,436.38	23,938,264.25	21,069,564.80	2,868,699.45

SIGNED:

ALMA CARTWRIGHT, County Treasurer

SIGNED:

LEZLIE M. KIRK, County Auditor