

# Aransas County Treasurer's Report

## Month of JANUARY 2015


The Treasurer's Books and General Ledger agree. The Bank Statements have been reconciled and any adjustments have been noted.

The Treasurer's Monthly Report includes all money received and disbursed during said month and all other proceedings in the treasurer's office that pertain to the Financial Standing of Aransas County. {LGC 114.026}

The total of all cash and other assets (investments) that are in the custody of the County Treasurer at the time of this report is:


Depository			
Bank	Securities	Total Funds	
4,204,209.67	10,369,436.91	14,573,646.58	Operations
3,201.00	0.00	3,201.00	ACH Clearing
264,587.82	132,956.59	397,544.41	CO's 2011 Flood I&S
249,490.38	2,913,128.57	3,162,618.95	2011 CO's Flood I&S
27,688.54	341,502.98	369,191.52	2011 Flood Capital Projects
183,208.90	286,282.34	469,491.24	Venue Tax Account
100,810.35	9,420.18	110,230.53	Venue Projects
18,215.84	839,682.76	857,898.60	CO's 2011 Venue I&S
110,130.25	34,628.81	144,759.06	CO's 2012 I&S
448,566.61	758,901.17	1,207,467.78	LTR Bonds 2012 I&S
112,190.11	368,001.36	480,191.47	CO's 2007 I&S
205,951.43	326,405.93	532,357.36	CO's 2009 I&S
<b>\$5,928,250.90</b>	<b>\$16,380,347.60</b>	<b>\$22,308,598.50</b>	
<b>26.57%</b>	<b>73.43%</b>		

Therefore, I, ALMA CARTWRIGHT, County Treasurer of Aransas County, Texas, who being fully sworn and subscribed before the County Judge and the County Commissioners of said Aransas County, that the within and foregoing report is true and correct to the best of my knowledge. Filed with accompanying reports, in open **Regular Session Commissioners' Court**, on this date, **February 23, 2015**.

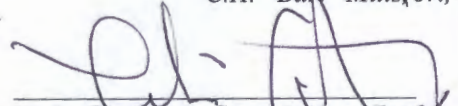
  
 Alma Cartwright, CIO, County Treasurer

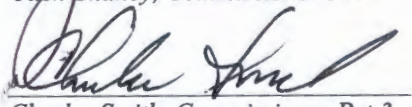
Commissioners' Court having reviewed the Treasurer's Report as presented, having taken reasonable steps to ensure its accuracy and based upon presentations of the Treasurer's Office approve the report, and request that it be filed with the official minutes of this meeting. {LGC 114.026(c)}


WITNESS OUR HANDS, officially this 23<sup>rd</sup> day of February, 2015.

  
 C.H. "Butt" Mills, Jr., County Judge

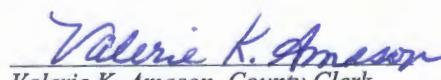
  
 Jack Chaney, Commissioner Pct 1

  
 Leslie Casterline, Commissioner Pct 2

  
 Charles Smith, Commissioner Pct 3

  
 Betty Stiles, Commissioner Pct 4

FILED FOR RECORD this 23<sup>rd</sup> day of February, 2015 and recorded the \_\_\_\_\_ day of \_\_\_\_\_, 2015.

  
 Valerie K. Amason, County Clerk

RECEIPTS - DISBURSEMENTS - BALANCES  
FOR THE MONTH OF JANUARY 2015

FUND NAME & NUMBER	01/01/2015 BEG BAL	RECEIPTS	JE REC	TOTAL AVAILABLE	DISBURSEMENTS	JE DISB/MLSC	ENDING BALANCE	SECURITIES	01/31/2015 BANK BALANCE
#120 GENERAL	5,393,190.11	2,501,228.70	2,008,150.22	9,902,569.03	1,130,373.46	680,505.55	8,091,690.02	5,560,438.51	2,531,251.51
#140 UNCLAIMED PROPERTY	4,493.50	0.00	0.00	4,493.50	0.00	0.00	4,493.50	0.00	4,493.50
#150 PAYROLL	45,163.40	18,109.85	605,727.91	669,001.16	613,449.73	0.00	55,551.43	0.00	55,551.43
#200 ROAD & BRIDGE	1,517,520.41	488,647.85	331,097.41	2,337,265.67	49,834.80	96,733.91	2,190,696.96	1,451,315.15	739,381.81
#220 FLOOD CONTROL	1,145,685.52	80,609.86	77,837.07	1,304,132.45	2,868.46	18,407.77	1,282,856.22	1,142,540.46	140,315.76
#265 CEDAR BAYOU RESTORATION	0.00	0.00	0.00	0.00	0.00	0.00	0.00	0.00	0.00
#270 WATERWAY RESTORATION	262,538.16	2.22	0.00	262,540.38	4,000.00	0.00	258,540.38	28,117.81	230,422.57
#280 HOTEL -MOTEL TAX	400,969.35	16,886.72	0.00	417,856.07	0.00	0.00	417,856.07	371,201.57	46,654.50
#350 CO CLERK ARCHIVE FEE	155,979.61	3,673.79	0.00	159,653.40	0.00	0.00	159,653.40	142,121.47	17,531.93
#370 CHILD ABUSE PREVENTION	928.68	19.58	0.00	948.26	0.00	0.00	948.26	0.00	948.26
#380 CO ATTY HOT CHECK FUND	1,854.76	2,390.54	0.00	4,245.30	3,875.94	0.00	369.36	0.00	369.36
#390 DIST CLERK REC MGMT	26,403.12	123.22	0.00	26,526.34	0.00	0.00	26,526.34	25,800.00	726.34
#400 MOSQUITO CONTROL	88,543.14	7,386.02	17,130.80	113,059.96	1,749.57	3,478.76	107,831.63	13,815.32	94,016.31
#410 LIBRARY	57,969.30	650.14	15,509.08	74,128.52	8,394.64	8,896.27	56,837.61	34,523.74	22,313.87
#420 CREDIT CARD FUND	0.00	257.00	0.00	257.00	257.00	0.00	0.00	0.00	0.00
#430 CAP PROJECTS (GRANTS)	(198,082.40)	91,435.08	11,168.43	(95,478.89)	177,104.11	29,503.84	(302,086.84)	0.00	(302,086.84)
#440 SPECIAL CONTINGENCY	96,600.09	203.23	0.00	96,803.32	0.00	0.00	96,803.32	95,234.89	1,568.43
#450 CO. CLERK REC.MGMT	108,447.60	4,210.32	0.00	112,657.92	1,584.87	2,648.00	108,425.05	101,739.80	6,685.25
#460 OMNI	3,109.92	138.21	0.00	3,248.13	112.41	0.00	3,135.72	0.00	3,135.72
#470 LAW LIBRARY	44,364.72	1,016.16	0.00	45,380.88	1,257.00	0.00	44,123.88	42,698.49	1,425.39
#480 COURTHOUSE SECURITY	32,490.49	1,253.76	0.00	33,744.25	0.00	0.00	33,744.25	30,000.00	3,744.25
#490 CO.WIDE REC.MGMT	194,459.25	649.02	0.00	195,108.27	0.00	0.00	195,108.27	192,179.76	2,928.51
#500 AIRPORT	616,039.63	107,416.07	0.00	723,455.70	78,764.94	19,378.14	625,312.62	415,251.15	210,061.47
#520 INDIGENT HEALTH CARE	325,302.61	690.00	63,801.75	389,794.36	67,541.12	0.00	322,253.24	100,000.00	222,253.24
#530 ASSISTANCE DEPT.	58,520.23	38.00	15,800.58	74,358.81	3,736.39	7,009.60	63,612.82	15,000.00	48,612.82
#540 ARRA GRANT	0.00	0.00	0.00	0.00	0.00	0.00	0.00	0.00	0.00
#550 HEALTH CARE SALES TAX	345,693.56	96,920.79	0.00	442,614.35	27,594.94	90,461.16	324,558.25	300,345.99	24,212.26
#560 PRETRIAL INTERVENTION PRO	13,478.12	3,000.00	0.00	16,478.12	54.40	0.00	16,423.72	2,000.74	14,422.98
#570 TITLE IV-D CHILD SUPPORT	10,511.10	0.00	0.00	10,511.10	0.00	0.00	10,511.10	9,978.48	532.62
#580 OUT OF CO. JUVENILE DETEN	348.52	0.00	0.00	348.52	0.00	0.00	348.52	348.52	0.00
#600 ROAD BOND I&S	117.16	0.00	0.00	117.16	0.00	0.00	117.16	0.00	117.16
#610 COURT REPORTER	81,953.57	609.68	0.00	82,563.25	229.50	0.00	82,333.75	77,000.00	5,333.75
#650 CHAP 19 VOTER REG	(250.46)	893.41	0.00	642.95	892.95	0.00	(250.00)	0.00	(250.00)
#660 OFFICERS FEES	73,436.78	20,678.74	0.00	94,115.52	64,064.64	9,372.14	20,678.74	0.00	20,678.74
#670 JUVENILE CASE MGMT	21,176.31	1,979.71	0.00	23,156.02	2,132.02	2,324.73	18,699.27	14,600.00	4,099.27
#680 DEA FORFEITURE FUND	57,649.92	0.00	0.00	57,649.92	0.00	0.00	57,649.92	56,002.96	1,646.96
#690 ELECTION SERVICE CONTRACT	4,530.00	0.00	0.00	4,530.00	1,557.40	0.00	2,972.60	0.00	2,972.60
#700 FIRE DEPT CAPITAL PROJ	0.00	0.00	31,754.75	31,754.75	31,754.75	0.00	0.00	0.00	0.00
#710 LOCAL BORDER SEC PROG	0.00	0.00	0.00	0.00	0.00	0.00	0.00	0.00	0.00
#720 COMMISSARY PROFIT	0.00	0.00	0.00	0.00	0.00	0.00	0.00	0.00	0.00
#730 RIGHT OF WAY PURCHASE	0.00	0.00	0.00	0.00	0.00	0.00	0.00	0.00	0.00
#740 APPELLATE JUDIAL SYS	4,186.84	202.28	0.00	4,389.12	0.00	0.00	4,389.12	0.00	4,389.12
#800 SPECIAL FORFEITURE	7,424.76	9,640.14	0.00	17,064.90	0.00	0.00	17,064.90	0.00	17,064.90
#810 CO & DIST COURT TECH FUND	4,250.33	71.77	0.00	4,322.10	0.00	0.00	4,322.10	0.00	4,322.10
#820 TECH FUND	104,362.31	473.37	0.00	104,835.68	0.00	0.00	104,835.68	102,244.28	2,591.40
#830 DIST COURT RECORDS TECH	5,582.66	194.07	0.00	5,776.73	0.00	0.00	5,776.73	0.00	5,776.73
#840 COURT RECORD PRESERV	27,460.15	405.97	0.00	27,866.12	0.00	0.00	27,866.12	24,000.25	3,865.87
#850 CIVIL PROCESS	8,048.45	0.00	0.00	8,048.45	0.00	0.00	8,048.45	5,500.00	2,548.45
#890 ADVANCE TAX COLLECTIONS	2,211,448.82	523.92	0.00	2,211,972.74	0.00	2,211,972.74	0.00	0.00	0.00
#910 ESCHEAT (STATE)	0.00	0.00	0.00	0.00	0.00	0.00	0.00	0.00	0.00
#960 TECLOSE TRAINING	20,701.54	0.00	0.00	20,701.54	0.00	0.00	20,701.54	15,437.57	5,263.97
#970 TRAINING ACADEMY	0.00	0.00	6,932.75	6,932.75	399.21	4,218.14	2,315.40	0.00	2,315.40
TOTAL OPERATIONS	13,384,601.64	3,462,629.19	3,184,910.75	20,032,141.58	2,273,584.25	3,184,910.75	14,573,646.58	10,369,436.91	4,204,209.67
#130 ACH CLEARING	18,208.37	60,935.37	0.00	79,143.74	75,942.74	0.00	3,201.00	0.00	3,201.00
#230 2011 CO's FLOOD I&S	257,617.62	139,926.79	0.00	397,544.41	0.00	0.00	397,544.41	132,956.59	264,587.82
#240 FLOOD CAPITAL PROJECTS	3,163,280.56	175.89	0.00	3,163,456.45	837.50	0.00	3,162,618.95	2,913,128.57	249,490.38
#290 VENUE TAX FUND	450,383.13	19,458.87	0.00	469,842.00	100,650.48	0.00	369,191.52	341,502.98	27,688.54
#295 VENUE PROJECTS	484,667.91	76.53	0.00	484,744.44	15,253.20	0.00	469,491.24	286,282.34	183,208.90
#300 CO's 2011 VENUE I&S	9,579.67	100,650.86	0.00	110,230.53	0.00	0.00	110,230.53	9,420.18	100,810.35
#310 2011 VENUE CAPITAL PROJ	867,926.15	59.22	0.00	867,985.37	10,086.77	0.00	857,898.60	839,682.76	18,215.84
#320 CO's 2012 I&S	87,384.37	57,374.69	0.00	144,759.06	0.00	0.00	144,759.06	34,628.81	110,130.25
#340 LTR BONDS 2012 I&S	980,184.24	227,283.54	0.00	1,207,467.78	0.00	0.00	1,207,467.78	758,901.17	448,566.61
#630 CO's 2007 I&S	416,617.81	63,573.66	0.00	480,191.47	0.00	0.00	480,191.47	368,001.36	112,190.11
#640 CO's 2009 I&S	419,739.48	112,617.88	0.00	532,357.36	0.00	0.00	532,357.36	326,405.93	205,951.43
TOTALS	20,540,190.95	4,244,762.49	3,184,910.75	27,969,864.19	2,476,354.94	3,184,910.75	22,308,598.50	16,380,347.60	5,928,250.90

SIGNED: *Alma Cartwright* 2-20-15  
ALMA CARTWRIGHT, County Treasurer Date

SIGNED: *Lezlie M Kirk* 2-20-15  
LEZLIE M. KIRK, County Auditor Date