

MINUTES OF COUNTY FINANCES
TREASURER'S REPORT
3rd Qtr End September 30, 2010

ORIGINAL

IN THE MATTER OF COUNTY FINANCES IN THE HANDS OF DEE OLIVER,
TREASURER OF ARANSAS COUNTY, TEXAS



COMMISSIONERS' COURT, ARANSAS COUNTY, TEXAS met in regular session
Wednesday, October 27, 2010.




IN ACCORDANCE WITH Section 114.026, Local Government Code, we the undersigned
constituting the entire Commissioners Court of said County, certify that on the 27th day of
October, 2010, at a regular meeting, compared and examined the 3rd Quarter report of DEE
OLIVER, Treasurer of Aransas County, Texas for September 2010, and finding the same to be
correct, entered an order in the Minutes approving said Report, which states total cash and other
assets on hand as

\$12,912,487.60

	Beg Balance 01/01/2010	03/31/2010	06/30/2010	09/30/2010	12/31/2010
Total Op & Air	9,718,172.28	12,229,771.22	11,257,616.32	10,149,295.43	
Bal I&S 2003	604,076.51	556,801.12	604,992.31	469,377.55	
Bal I&S 2007	125,119.57	84,069.80	96,270.60	82,182.81	
Bal I&S 2009	98,691.05	113,299.71	128,569.55	69,368.36	
Bal Cap Proj 07	6,368.92	6,368.92	6,368.92	6,368.92	
Bal Cap Proj 09	3,376,025.40	2,749,676.31	2,202,657.57	2,135,894.53	
	13,928,453.73	15,739,987.08	14,296,475.27	12,912,487.60	0.00
	01/01/2009	03/31/2009	06/30/2009	09/30/2009	12/31/2009
2009	9,605,058.52	11,883,269.52	15,452,161.46	12,885,190.48	13,928,453.73

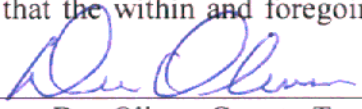
WITNESS OUR HANDS, officially this 27th day of October, 2010.


L. Jack Chaney, Commissioner Pct 1

Charles Smith, Commissioner Pct 3


C.H. Burt Mills, Jr., County Judge

Leslie Casterline, Commissioner Pct 2

Howard Murph, Commissioner Pct 4

SWORN TO AND SUBSCRIBED BEFORE, County Judge and County Commissioners of said
Aransas County, each respectively, on this the 27th day of October, 2010.

BEFORE ME, the undersigned authority, on this day personally appeared DEE OLIVER,
County Treasurer of Aransas County and says that the within and foregoing report is true and
correct.


Dee Oliver, County Treasurer

FILED FOR RECORD this 27th day of October, 2010 and recorded 24th day
of November, 2010.


Peggy L. Friebele, County Clerk

3rd QUARTER REPORT FOR PERIOD END 09/30/2010

[illegible]

ARANSAS COUNTY QTR FY 2010 INVESTMENT REPORT

The following interest earnings are result of investments which comply with the Arkansas Co. Investment Policy and the investment strategy outlined in that policy. They are suitable to the needs of Arkansas and its Asset Liability Management Plan. Primary objectives are preservation of principal and liquidity.

INTEREST INCOME COMPARISONS YTD									
	FUND BAL. 01/01/2010	FUND BAL. 3/31/2010	INT. 1ST QTR	INT. 2ND QTR	FUND BAL. 9/30/10	INT. 3RD QTR	FUND BAL. 12/31/10	INT. 4TH QTR	TOTAL INT. YTD
#12 GENERAL FUND	2,661,996.18	6,170,344.01	16,866.87	2,257.38	4,466,143.53	(1,941.82)	#12 GENERAL FUND		18,762.43
#20 ROAD & BRIDGE	2,490,618.91	2,381,089.52	4,800.07	536.41	2,260,840.83	626.35	#20 ROAD & BRIDGE		5,962.83
#220 FLOOD CONTROL	372,704.23	880,775.72	115.27	135.01	860,841.45	190.20	#220 FLOOD CONTROL		400.48
#28 HOTEL MOTEL TX	439,247.72	441,872.69	INCL. IN GEN	INCL. IN GEN	405,277.89	INCL. IN GEN	#28 HOTEL MOTEL TX		INCL. IN GEN
#35 CO-CLERK ARCHIVE FEE	176,482.94	181,629.94	INCL. IN GEN	INCL. IN GEN	197,433.03	INCL. IN GEN	#35 CO-CLERK ARCHIVE FEE		INCL. IN GEN
#370 CHILD ABUSE PREVENTION	384.83	411.64	INCL. IN GEN	INCL. IN GEN	402.97	INCL. IN GEN	#370 CHILD ABUSE PREVENTION		INCL. IN GEN
#39 DIST. CLERK REC. MGMT	15,434.66	16,266.98	INCL. IN GEN	INCL. IN GEN	17,424.97	INCL. IN GEN	#39 DIST. CLERK REC. MGMT		INCL. IN GEN
#40 MOSQUITO CONTROL	110,876.38	125,890.76	29.36	33.93	161,721.20	41.54	#40 MOSQUITO CONTROL		104.83
#41 LIBRARY	706,283.81	656,422.80	14.85	14.88	683,313.14	17.45	#41 LIBRARY		47.18
#44 CREDIT CARD ACCT	2,298.00	5,385.00			3,431.50		#44 CREDIT CARD ACCT		
#44 CO DIST. CLERK SPEC. CONT	81,830.61	82,521.06	INCL. IN GEN	INCL. IN GEN	84,191.57	INCL. IN GEN	#44 CO DIST. CLERK SPEC. CONT		INCL. IN GEN
#45 CO CLERK REC. MGMT	147,629.51	143,175.54	INCL. IN GEN	INCL. IN GEN	139,342.72	INCL. IN GEN	#45 CO CLERK REC. MGMT		INCL. IN GEN
#47 LAW LIBRARY	43,483.26	37,231.66	INCL. IN GEN	INCL. IN GEN	43,730.58	INCL. IN GEN	#47 LAW LIBRARY		INCL. IN GEN
#48 CTISE SEC	17,761.68	18,511.49	INCL. IN GEN	INCL. IN GEN	18,804.63	INCL. IN GEN	#48 CTISE SEC		INCL. IN GEN
#49 ENVTY WIDE REC. MGMT	144,153.42	145,641.44	INCL. IN GEN	INCL. IN GEN	150,970.83	INCL. IN GEN	#49 ENVTY WIDE REC. MGMT		INCL. IN GEN
#50 AIRPORT	466,118.91	451,914.95	129.96	113.29	526,108.50	154.83	#50 AIRPORT		98.08
#52 INDENIT HEALTH	103,452.26	93,983.11	INCL. IN GEN	INCL. IN GEN	9,984.61	INCL. IN GEN	#52 INDENIT HEALTH		INCL. IN GEN
#53 ASSISTANCE DEPT	24,982.27	15,543.93	INCL. IN GEN	INCL. IN GEN	30,884.64	INCL. IN GEN	#53 ASSISTANCE DEPT		INCL. IN GEN
#55 HLTHSALSTX	163,322.63	37,300.97	INCL. IN GEN	INCL. IN GEN	73,793.62	INCL. IN GEN	#55 HLTHSALSTX		INCL. IN GEN
#57 IV-D CHILD SUPPORT	10,511.10	10,511.10	INCL. IN GEN	INCL. IN GEN	10,511.10	INCL. IN GEN	#57 IV-D CHILD SUPPORT		INCL. IN GEN
#58 OUT OF CO HIVE	348.52	348.52	INCL. IN GEN	INCL. IN GEN	348.52	INCL. IN GEN	#58 OUT OF CO HIVE		INCL. IN GEN
#61 COURT REPORTER	48,872.88	50,446.83	INCL. IN GEN	INCL. IN GEN	44,296.73	INCL. IN GEN	#61 COURT REPORTER		INCL. IN GEN
#62 RVC CASP MGMT FUND	17,293.94	13,303.25	INCL. IN GEN	INCL. IN GEN	23,800.02	INCL. IN GEN	#62 RVC CASP MGMT FUND		INCL. IN GEN
#68 DELA FOREFFETURE	69,442.58	74,706.56	7.17		56,966.96		#68 DELA FOREFFETURE		7.17
#72 COMMISSARY PROFIT	13,334.61	127,533.74			107,812.84	3,124.00	#72 COMMISSARY PROFIT		3,124.00
#73 RIGHT OF WAY			INCL. IN GEN	INCL. IN GEN		INCL. IN GEN	#73 RIGHT OF WAY		INCL. IN GEN
#74 APPELLATE JUD SYS	8,057.18	6,852.72	INCL. IN GEN	INCL. IN GEN	8,167.45	INCL. IN GEN	#74 APPELLATE JUD SYS		INCL. IN GEN
#80 FOREFFETURE FUND	581.37	1,910.17	INCL. IN GEN	INCL. IN GEN	6,415.35	INCL. IN GEN	#80 FOREFFETURE FUND		INCL. IN GEN
#810 CO & DIST CT TECH FUND		39.63	INCL. IN GEN	INCL. IN GEN	796.12		#810 CO & DIST CT TECH FUND		INCL. IN GEN
#82 TECHNOLOGY FUND	85,648.78	89,389.39	INCL. IN GEN	INCL. IN GEN	96,772.09		#82 TECHNOLOGY FUND		INCL. IN GEN
#830 DIST COURT RECORDS TECH		164.24	INCL. IN GEN	INCL. IN GEN	640.05		#830 DIST COURT RECORDS TECH		INCL. IN GEN
#840 COURT RECORD PRESERV		927.88	INCL. IN GEN	INCL. IN GEN	3,534.45		#840 COURT RECORD PRESERV		INCL. IN GEN
#85 CIVIL PROCESS	5,738.45	5,938.45	INCL. IN GEN	INCL. IN GEN	6,918.15		#85 CIVIL PROCESS		INCL. IN GEN
#89 ADVANCE TAX COLLECTIONS	2,196,298.84				11,800.98		#89 ADVANCE TAX COLLECTIONS		INCL. IN GEN
#96 TECLUSE	38,456.69	40,981.17	INCL. IN GEN	INCL. IN GEN			#96 TECLUSE		INCL. IN GEN
TOTALS	9,339,442.80	11,827,225.45	21,953.55	3,796.90	9,918,001.99	3,062.55	TOTALS		26,807.00
BAL. VARIOUS OPER. ACCTS	3,788,290.48	402,545.77	INCL. IN GEN	INCL. IN GEN	231,293.44		BAL. OP. ACCT.		INCL. IN GEN
TOTAL OPER. & AIRPORT		12,229,771.22	21,953.55		10,149,295.43	3,062.55	TOTAL OPER. & AIRPORT		28,807.00
#620 CERT. OF I&S 2003							#620 CERT. OF I&S 2003		
#630CERT. OF I&S 2007	604,076.51	556,801.12	105.31	88.15	469,377.55	99.58	#630CERT. OF I&S 2007		293.04
#750CAP PROJ 2007	125,119.57	84,069.80	18.11	12.73	82,182.81	15.84	#750CAP PROJ 2007		46.68
#640 2009 I&S	6,368.92	6,368.92			6,368.92				
#760 2009 CAPITAL PROJ	98,691.05	113,299.71	11.09	17.06	69,368.36	19.02	#640 2009 I&S		47.19
CAP PROJ & I&S TOTALS	3,376,026.40	2,719,676.31	727.66	432.65	2,135,894.53	404.89	#760 2009 CAPITAL PROJ		1,565.20
TOTAL		15,739,987.08	22,815.72	4,341.51	12,912,487.60	3,601.88	TOTAL		1,952.11
	4,210,281.45						TOTAL INT		30,759.11
							YTD		30,759.11

RECEIPTS - DISBURSEMENTS - TRANSFERS - BALANCES
FOR THE PERIOD JANUARY - SEPTEMBER

FUND NAME & NUMBER		BEG BALANCE 01/01/2010	RECEIPTS 2010	JE RECEIPTS 2010	TOTAL AVAILABLE	DISBURSEMENTS 2010	JE DISB / MSC 2010	ENDING BALANCE	SECURITIES 09/30/2010	CKG BALANCE 09/30/2010
#120 GENERAL		2,661,998.18	9,369,340.89	2,172,405.28	14,203,744.35	5,161,875.33	4,675,725.49	4,366,143.53	4,167,611.26	198,532.27
#140 UNCLAIMED PROPERTY		460.09	894.43	0.00	1,354.52	1.19	0.00	1,353.33	0.00	1,353.33
#150 PAYROLL		181,707.58	77,315.54	5,335,194.56	5,594,217.68	5,346,082.87	164,739.68	83,396.13	0.00	83,396.13
#200 ROAD & BRIDGE		1,678,581.52	1,699,318.92	320,315.80	3,698,216.24	829,561.28	607,805.13	2,260,849.83	2,121,573.13	139,276.70
#220 FLOOD CONTROL		372,704.23	453,652.60	164,742.51	991,099.34	65,860.31	64,397.58	860,841.45	815,075.23	45,766.22
#280 HOTEL-MOTEL TAX		439,947.72	133,502.40	0.00	573,450.12	78,172.23	0.00	495,277.89	416,201.57	79,076.32
#350 CO CLERK ARCHIVE FEE		176,482.94	20,950.09	0.00	197,433.03	0.00	0.00	197,433.03	177,395.15	20,037.88
#370 CHILD ABUSE PREVENTION		384.83	78.14	0.00	462.97	0.00	0.00	462.97	0.00	462.97
#380 CO ATTY HOT CHECK FUND		1,313.09	22,444.82	0.00	23,757.91	19,772.28	0.00	3,985.63	0.00	3,985.63
#390 DIST CLERK REC MGMT		15,634.66	1,790.25	0.00	17,424.91	0.00	0.00	17,424.91	11,800.00	5,624.91
#400 MOSQUITO CONTROL		110,876.35	24,224.51	101,800.13	236,900.99	49,179.61	26,000.18	161,721.20	113,934.37	47,786.83
#410 LIBRARY		70,628.81	16,151.90	123,434.00	210,214.71	53,139.33	88,762.24	68,313.14	64,413.64	3,899.50
#420 CREDIT CARD FUND		2,298.00	273,157.14	0.00	275,455.14	272,023.64	0.00	3,431.50	0.00	3,431.50
#430 CAP PROJECTS (GRANTS)		67,533.62	888,708.54	6,434.00	962,676.16	914,132.45	43,802.09	4,741.62	0.00	4,741.62
#440 SPECIAL CONTINGENCY		81,830.61	2,360.96	0.00	84,191.57	0.00	0.00	84,191.57	80,234.89	3,956.68
#450 CO CLERK REC MGMT		147,629.51	21,778.74	0.00	169,408.25	9,281.50	20,784.03	139,342.72	139,239.80	102.92
#460 OMNI		3,110.15	6,580.77	0.00	9,690.92	6,376.92	0.00	3,314.00	0.00	3,314.00
#470 LAW LIBRARY		43,483.26	9,305.54	0.00	52,788.80	9,058.22	0.00	43,730.58	35,698.49	8,032.09
#480 COURTHOUSE SECURITY		17,761.68	19,451.26	0.00	37,212.94	5,658.35	0.00	18,804.63	16,463.71	2,340.92
#490 CO WIDE REC MGMT		143,152.42	7,778.41	0.00	150,930.83	0.00	12,749.96	150,930.83	138,179.76	12,751.07
#500 AIRPORT		466,118.91	749,782.18	0.00	1,215,901.09	573,103.10	116,689.49	526,108.50	470,908.18	55,200.32
#520 INDIGENT HEALTH CARE		103,452.26	206,611.37	351,847.40	661,911.03	647,283.10	4,743.32	30,884.64	12,000.00	9,879.61
#530 ASSISTANCE DEPT.		24,982.37	39,387.26	112,139.93	176,509.56	46,395.84	99,229.08	-322.18	0.00	18,884.64
#540 ARRA GRANT		-1,121.51	46,131.29	5,925.78	50,935.56	35,727.22	15,530.52	73,793.62	9,362.48	64,431.14
#550 HEALTH CARE SALES TAX		163,522.63	773,631.49	4,742.40	941,896.52	309,255.50	558,847.40	10,511.10	9,978.48	532.62
#570 TITLE IV-D CHILD SUPPORT		10,511.10	0.00	0.00	10,511.10	0.00	0.00	348.52	0.00	0.00
#580 OUT OF CO JUVENILE DETEN		348.52	0.00	0.00	74.31	0.00	0.00	54,296.73	40,000.00	14,296.73
#600 ROAD BOND ISS		71.29	3.02	0.00	54,574.23	277.50	0.00	1,350.70	0.00	1,350.70
#610 COURT REPORTER		48,872.88	5,701.35	0.00	4,310.02	2,929.40	29.92	131,811.45	4,600.00	19,290.02
#650 CHAP 19 VOTER REG		-100.45	4,270.07	140.40	573,231.61	346,423.21	94,996.95	23,890.02	0.00	56,906.96
#660 OFFICERS FEES		125,448.17	447,778.69	4.75	54,424.77	10,254.75	20,280.00	0.00	0.00	0.00
#670 JUVENILE CASE MGMT		19,293.94	35,130.83	0.00	94,906.96	38,000.00	0.00	56,906.96	0.00	0.00
#680 DEA FORFEITURE FUND		69,642.55	25,264.41	0.00	116,339.00	116,339.00	0.00	107,812.84	102,405.55	5,407.29
#700 FIRE DEPT CAPITAL PROJ		0.00	0.00	116,339.00	137,955.34	29,373.36	769.14	0.00	0.00	0.00
#720 COMMISSARY PROFIT		134,334.61	466.73	3,124.00	0.00	0.00	0.00	8,167.45	6,692.42	1,475.03
#730 RIGHT OF WAY PURCHASE		0.00	0.00	0.00	9,894.47	1,727.02	0.00	6,415.25	0.00	6,415.25
#740 APPELLATE JUDIAL SYS		8,057.18	1,837.29	0.00	8,614.63	0.00	2,199.36	296.32	0.00	296.32
#800 SPECIAL FORFEITURE		581.37	8,033.26	0.00	296.32	0.00	0.00	96,772.09	83,244.28	13,527.81
#810 CO & DIST COURT TECH FUND		0.00	242.97	53.35	97,681.40	855.96	53.35	640.05	0.00	640.05
#820 TECH FUND		85,635.78	12,045.62	0.00	640.05	0.00	0.00	3,534.08	0.00	3,534.08
#830 DIST COURT RECORDS TECH		0.00	640.05	0.00	3,534.08	0.00	0.00	6,948.45	5,500.00	1,448.45
#840 COURT RECORD PRESERV		0.00	3,534.08	0.00	7,721.45	773.00	0.00	0.00	0.00	0.00
#850 CIVIL PROCESS		5,738.45	1,983.00	0.00	2,196,450.60	0.00	2,196,450.60	1,589.45	0.00	1,589.45
#890 ADVANCE TAX COLLECTIONS		2,196,398.84	51.76	0.00	1,554.01	64.56	0.00	31,890.98	30,437.57	1,453.41
#910 ESCHHEAT (STATE)		407.45	1,246.56	0.00	9,405.13	4,627.76	0.00	9,073,303.48	1,075,991.95	0.00
#960 TECLOSE TRAINING		38,456.69	6,897.18	570.00	45,923.87	0.00	0.00	0.00	0.00	0.00
TOTAL OPERATIONS		9,718,172.28	15,419,486.31	8,819,213.29	33,956,871.88	14,988,363.16	8,819,213.29	10,149,295.43	9,073,303.48	1,075,991.95
#620 CO'S 2003 IRS		604,076.51	721,768.04	0.00	1,325,844.55	856,467.00	0.00	469,377.55	438,910.03	30,467.52
#630 CO'S 2007 IRS		125,119.57	190,003.24	0.00	315,122.81	232,940.00	0.00	82,182.81	74,741.44	7,441.37
#640 CO'S 2009 IRS		98,691.05	232,246.06	0.00	330,937.11	261,568.75	0.00	69,368.36	60,069.82	9,298.54
#750 2007 CAPITAL PROJECTS		6,368.92	0.00	0.00	6,368.92	0.00	0.00	6,368.92	6,368.92	0.00
#760 2009 CAPITAL PROJECTS		3,376,025.40	22,539.48	0.00	3,398,564.88	1,262,670.35	0.00	2,135,894.53	2,134,693.07	1,201.46
#710 LOCAL BORDER SECURITY		0.00	20,000.00	0.00	20,000.00	20,000.00	0.00	0.00	0.00	0.00
TOTALS		13,928,453.73	16,606,043.13	8,819,213.29	39,353,710.15	17,622,009.26	8,819,213.29	12,912,487.60	11,781,717.84	1,130,769.76

SIGNED: 
DEE OLIVER, County Treasurer

SIGNED: 
LEZLIE M KIRK, County Auditor