

**Aransas County Treasurer's Report
Month of FEBRUARY 2016**

ORIGINAL

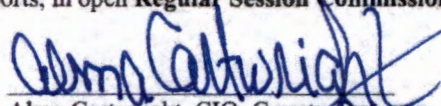
The Treasurer's Books and General Ledger agree. The Bank Statements have been reconciled and any adjustments have been noted.

The Treasurer's Monthly Report includes all money received and disbursed during said month and all other proceedings in the treasurer's office that pertain to the Financial Standing of Aransas County. {LGC 114.026}

The total of all cash and other assets (investments) that are in the custody of the County Treasurer at the time of this report is:


Depository			
Bank	Securities	Total Funds	
12,006,984.22	5,751,246.60	17,758,230.82	Operations
4,864.48	0.00	4,864.48	ACH Clearing
175,381.38	133,228.97	308,610.35	CO's 2011 Flood I&S
1,391,360.59	43,627.20	1,434,987.79	2011 Flood Capital Proj
354,635.46	1,592.65	356,228.11	Venue Tax Account
469,088.51	50,561.57	519,650.08	Venue Projects
66,410.27	434.63	66,844.90	CO's 2011 Venue I&S
535,488.75	204,353.92	739,842.67	2011 Venue Capital Proj
107,579.28	34,699.92	142,279.20	CO's 2012 I&S
810,974.80	9,496.23	820,471.03	LTR Bonds 2012 I&S
250,605.70	49,167.19	299,772.89	CO's 2007 I&S
415,112.13	47,564.24	462,676.37	CO's 2009 I&S
\$16,588,485.57	\$6,325,973.12	\$22,914,458.69	
72.39%	27.61%		


Therefore, I, ALMA CARTWRIGHT, County Treasurer of Aransas County, Texas, who being fully sworn and subscribed before the County Judge and the County Commissioners of said Aransas County, that the within and foregoing report is true and correct to the best of my knowledge. Filed with accompanying reports, in open Regular Session Commissioners' Court, on this date, March 14, 2016.

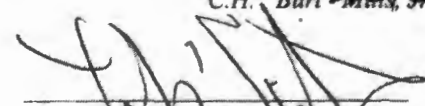

Alma Cartwright, CIO, County Treasurer

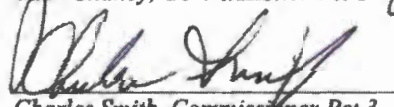
Commissioners' Court having reviewed the Treasurer's Report as presented, having taken reasonable steps to ensure its accuracy and based upon presentations of the Treasurer's Office approve the report, and request that it be filed with the official minutes of this meeting. {LGC 114.026(c)}


WITNESS OUR HANDS, officially this 14th day of March 2016.


C.H. Burt, Jr., County Judge


Jack Chaney, Commissioner Pct 1


Leslie Casterline, Commissioner Pct 2


Charles Smith, Commissioner Pct 3


Betty Stiles, Commissioner Pct 4

FILED FOR RECORD this 14th day of March 2016 and recorded the 28th day of March


Valerie K. Amason, County Clerk



RECEIPTS - DISBURSEMENTS - BALANCES
FOR THE MONTH OF FEBRUARY 2016

FUND NAME & NUMBER	2/1/2016 BEG BAL	RECEIPTS	JE REC	TOTAL AVAILABLE	DISBURSEMENTS	JE DISB/MISC	ENDING BALANCE	SECURITIES	2/29/2016 BANK BALANCE
#120 GENERAL	9,431,704.52	2,050,771.28	63,005.16	11,545,480.96	714,986.92	557,719.35	10,272,774.69	3,374,487.52	6,908,287.17
#140 UNCLAIMED PROPERTY	5,370.75	0.00	0.00	5,370.75	0.00	0.00	5,370.75	0.00	5,370.75
#150 PAYROLL	49,393.27	4,052.62	636,577.94	890,023.83	646,474.70	0.00	43,549.13	0.00	43,549.13
#200 ROAD & BRIDGE	2,587,583.98	414,519.53	0.00	3,002,083.51	184,272.65	100,795.91	2,717,014.95	1,573,570.04	1,143,444.91
#220 FLOOD CONTROL	1,382,846.51	60,664.89	0.00	1,443,511.40	8,786.47	7,538.15	1,429,186.78	306,797.67	1,123,389.11
#265 CEDAR BAYOU RESTORATION	0.00	0.00	0.00	0.00	0.00	0.00	0.00	0.00	0.00
#270 WATERWAY RESTORATION	320,281.09	10.06	22,083.33	342,374.48	2,000.00	0.00	340,374.48	28,175.30	312,199.18
#280 HOTEL -MOTEL TAX	420,052.93	7,396.81	0.00	427,449.74	10,921.83	22,083.33	394,444.48	1,201.57	393,242.91
#350 CO CLERK ARCHIVE FEE	168,979.00	4,073.00	0.00	173,052.00	0.00	0.00	173,052.00	22,219.34	150,832.66
#370 CHILD ABUSE PREVENTION	1,259.79	4.71	0.00	1,264.50	0.00	0.00	1,264.50	0.00	1,264.50
#380 CO ATTY HOT CHECK FUND	1,088.27	100.00	0.00	1,188.27	522.91	0.00	675.36	0.00	675.36
#390 DIST CLERK REC MGMT	28,542.22	200.52	0.00	28,742.74	0.00	0.00	28,742.74	25,800.00	2,942.74
#400 MOSQUITO CONTROL	106,624.92	5,627.45	11,335.92	123,588.29	135.47	3,406.92	120,045.90	13,829.07	106,216.83
#410 LIBRARY	57,289.00	692.44	15,316.06	73,277.52	9,023.21	9,316.21	54,938.10	15,545.65	39,392.45
#430 CAP PROJECTS (GRANTS)	(257,326.30)	125,172.80	0.00	(132,153.50)	144,892.37	10,530.13	(287,576.00)	0.00	(287,576.00)
#440 SPECIAL CONTINGENCY	99,592.29	220.52	0.00	99,812.81	0.00	0.00	99,812.81	5,234.89	94,577.92
#450 CO CLERK REC.MGMT	112,899.07	4,730.15	0.00	117,629.22	1,313.42	2,795.21	113,520.59	41,739.80	71,780.79
#460 OMNI	3,611.57	475.00	0.00	4,086.57	624.00	0.00	3,462.57	0.00	3,462.57
#470 LAW LIBRARY	42,401.00	952.60	0.00	43,353.60	1,212.31	0.00	42,141.29	2,686.49	39,442.80
#480 COURTHOUSE SECURITY	42,121.50	1,640.32	0.00	43,761.82	1,573.00	0.00	42,188.82	0.00	42,188.82
#490 CO WIDE REC.MGMT	97,270.58	837.67	0.00	98,108.25	3,465.00	0.00	94,643.25	20,179.76	74,463.49
#500 AIRPORT	513,099.79	86,079.72	0.00	599,179.51	59,697.48	14,821.35	524,860.67	259,299.92	265,560.75
#520 INDIGENT HEALTH CARE	739,203.70	8.00	68,575.50	807,787.20	34,626.41	0.00	773,160.79	0.00	773,160.79
#530 ASSISTANCE DEPT.	81,860.48	352.00	12,455.75	94,468.21	3,108.20	7,463.40	83,896.61	15,000.00	68,896.61
#550 HEALTH CARE SALES TAX	230,711.13	133,538.41	0.00	364,249.54	12,117.90	92,367.17	259,764.47	345.99	259,418.48
#580 PRETRIAL INTERVENTION PRO	44,347.22	5,500.00	0.00	49,847.22	0.00	0.00	49,847.22	2,000.74	47,846.48
#570 TITLE IV-D CHILD SUPPORT	10,511.10	0.00	0.00	10,511.10	0.00	0.00	10,511.10	978.48	9,532.62
#580 OUT OF CO. JUVENILE DETEN	348.52	0.00	0.00	348.52	0.00	0.00	348.52	348.52	0.00
#600 ROAD BOND I&S	117.16	0.00	0.00	117.16	0.00	0.00	117.16	0.00	117.16
#610 COURT REPORTER	82,409.35	571.57	0.00	82,980.92	0.00	0.00	82,980.92	7,000.00	75,980.92
#650 CHAP 19 VOTER REG	0.00	1,000.00	0.00	1,000.00	1,000.00	0.00	0.00	0.00	0.00
#660 OFFICERS FEES	20,074.76	29,365.53	0.00	49,440.29	0.00	0.00	49,440.29	0.00	49,440.29
#670 JUVENILE CASE MGMT	15,526.44	10,078.37	0.00	25,604.81	549.51	2,433.62	22,619.68	2,600.00	20,019.68
#680 DEA FORFEITURE FUND	12,923.49	3.48	0.00	12,926.95	214.02	0.00	12,712.93	1,011.75	11,701.18
#690 ELECTION SERVICE CONTRACT	(26,548.42)	7,779.84	0.00	(18,768.58)	284.15	0.00	(19,052.73)	0.00	(19,052.73)
#700 FIRE DEPT CAPITAL PROJ	0.00	0.00	0.00	0.00	0.00	0.00	0.00	0.00	0.00
#740 APPELLATE JUDIAL SYS	145.77	182.08	0.00	327.85	0.00	0.00	327.85	0.00	327.85
#800 SPECIAL FORFEITURE	20,911.30	0.00	0.00	20,911.30	0.00	0.00	20,911.30	0.00	20,911.30
#810 CO & DIST COURT TECH FUND	5,036.73	84.01	0.00	5,120.74	0.00	0.00	5,120.74	0.00	5,120.74
#820 TECH FUND	108,873.16	745.16	0.00	109,618.32	0.00	0.00	109,618.32	22,244.28	87,374.04
#830 DIST COURT RECORDS TECH	8,099.48	323.96	0.00	8,423.44	0.00	0.00	8,423.44	0.00	8,423.44
#840 COURT RECORD PRESERV	33,346.01	430.84	0.00	33,776.85	0.00	0.00	33,776.85	4,000.25	29,776.60
#850 CIVIL PROCESS	8,048.45	0.00	0.00	8,048.45	0.00	0.00	8,048.45	500.00	7,548.45
#890 ADVANCE TAX COLLECTIONS	0.00	0.00	0.00	0.00	0.00	0.00	0.00	0.00	0.00
#910 ESCHEAT (STATE)	873.95	0.00	0.00	873.95	0.00	0.00	873.95	0.00	873.95
#960 TECLOSE TRAINING	18,517.46	0.00	0.00	18,517.46	0.00	0.00	18,517.46	5,437.57	13,079.89
#970 TRAINING ACADEMY	11,784.77	300.00	6,313.58	18,408.35	2,038.20	4,592.51	11,777.64	0.00	11,777.64
TOTAL OPERATIONS	16,641,587.74	2,959,483.32	835,663.26	20,435,734.32	1,841,840.24	835,663.26	17,758,230.82	5,751,246.60	12,006,984.22
#130 ACH CLEARING	1,216.00	84,415.99	0.00	85,631.99	60,767.51	0.00	4,864.48	0.00	4,864.48
#230 2011 CO'S FLOOD I&S	511,472.78	104,982.57	0.00	616,455.35	307,825.00	0.00	308,610.35	133,228.97	175,381.38
#240 FLOOD CAPITAL PROJECTS	1,449,318.95	432.62	0.00	1,449,751.57	14,761.78	0.00	1,434,989.79	43,627.20	1,391,360.59
#290 VENUE TAX FUND	363,176.09	15,023.92	0.00	378,200.01	21,971.90	0.00	356,228.11	1,592.85	354,635.48
#295 VENUE PROJECTS	509,839.36	22,083.32	0.00	531,922.68	12,272.66	0.00	519,650.08	50,561.57	469,088.51
#300 CO'S 2011 VENUE I&S	111,389.16	5.74	0.00	111,394.90	44,550.00	0.00	66,844.90	434.63	66,410.27
#310 2011 VENUE CAPITAL PROJ	743,406.34	236.33	0.00	743,642.67	3,800.00	0.00	739,842.67	204,353.92	535,488.75
#320 CO'S 2012 I&S	187,271.98	20,607.22	0.00	207,879.20	55,600.00	0.00	142,279.20	34,699.92	107,579.28
#340 LTR BONDS 2012 I&S	1,276,292.33	230,203.70	0.00	1,506,496.03	886,025.00	0.00	820,471.03	9,496.23	810,974.80
#630 CO'S 2007 I&S	474,607.45	10,760.44	0.00	485,367.89	185,695.00	0.00	299,772.89	49,167.19	250,605.70
#640 CO'S 2009 I&S	653,884.20	84,092.17	0.00	737,976.37	275,300.00	0.00	462,676.37	47,564.24	415,112.13
TOTALS	22,923,460.38	3,511,307.34	835,663.26	27,270,430.98	3,520,309.03	835,663.26	22,914,458.69	6,325,973.12	16,588,485.57

SIGNED: Alma Cartwright 3-3-16
ALMA CARTWRIGHT, County Treasurer Date

SIGNED: Lezlie M Kirk 3-3-16
LEZLIE M KIRK, County Auditor Date